

Square

ELC Series

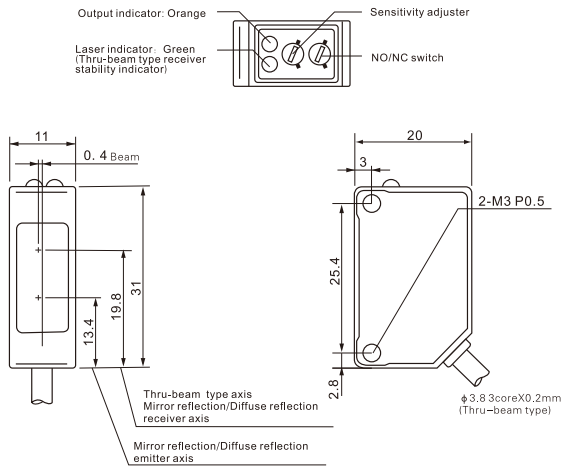


Appearance

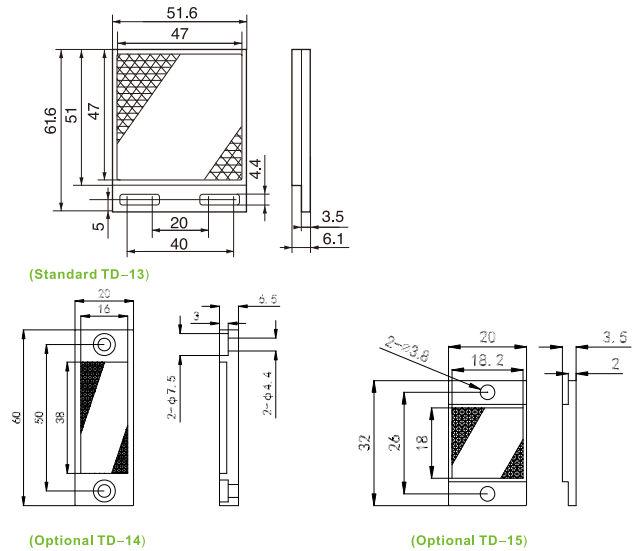
Sensing type	Thru-beam	Retro-reflection	Diffuse reflection
Sensing distance	30m	10m	40cm
Beam size	φ30mm /30m	φ10mm/ 10m	φ2mm/40cm
Switch type	Selectable L,on/D,on		
Indicator	Laser indicator: Green; Output indicator: Yellow		
Response time	0.25 ms		
Sensitivity adjustment	Single-turn potentiometer		
Light source	Laser(650nm)		
Laser class	Class1		Class2
Operating voltage	12~24V DC ± 10%		
Current consumption	≤30mA		≤20mA
Ambient temperature	-10°C~+50°C, No freezing		
Ambient humidity	35%~85%RH, No condensation		
Anti-vibration	10~55Hz Amplitude1.5mm		
Impact resistance	50G(500m/s ²)		
Degree of protection	IP67		
Accessories	Bracket, screw	Bracket, screw, reflector	Bracket, screw
Model No.	NPN	ELC-TM30N	ELC-RM10N
	PNP	ELC-TM30P	ELC-RM10P
		ELC-D40N	ELC-D40P

Dimensions

Unit: mm

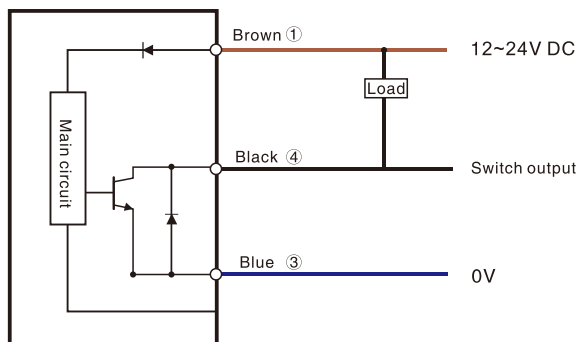


ELC-RM10N/P Reflector:



Circuit diagram

NPN Output



PNP Output

